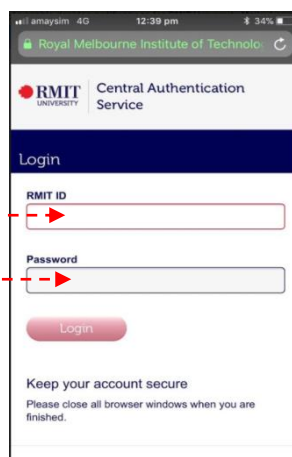


# How to view your personalised timetable (mobile)

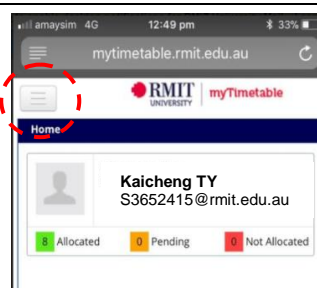
1. Go to <https://mytimetable.rmit.edu.au/even/student>

## 2. Login

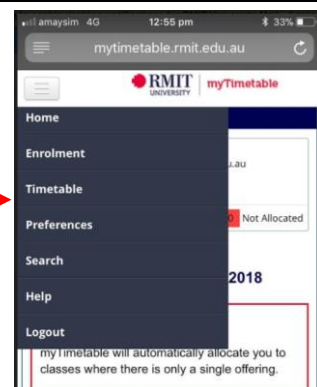
- **Username**
  - ✓ your student number (e.g. s1234567)
- **Password**
  - ✓ p + your date of birth backwards + !  
(e.g. 25 December 1995 is p19951225!)



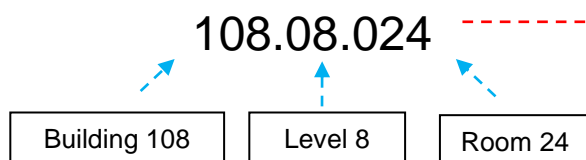
## 3. Touch the 3 bars at the top on the left



## 4. Touch 'Timetable'



## 5. Your classroom number looks like this:



# How to view your personalised timetable (desktop)

1. Go to <https://mytimetable.rmit.edu.au/even/student>

## 2. Login

- **Username**
  - ✓ your student number (e.g. s1234567)
- **Password**
  - ✓ p + your date of birth backwards + ! (e.g. 25 December 1995 is p19951225!)

RMIT UNIVERSITY Central Authentication Service

Login

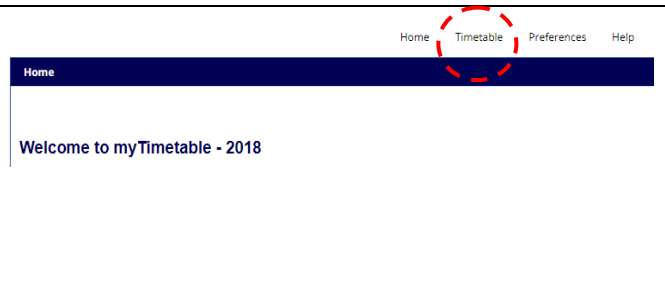
RMIT ID

Password

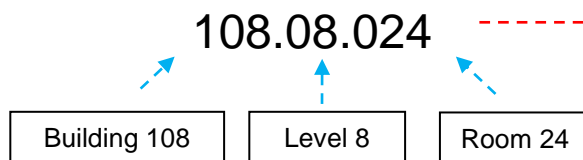
Login

Keep your account secure  
Please close all browser windows when you are finished.

## 3. Click on 'Timetable'



## 4. Your classroom number looks like this:



	Mon	Tue	Wed	Thu	Fri
8:00 AM					
9:00 AM			English Literacies & Research Tutorial 108.08.016 7/2-6/6		
10:00 AM	English Literacies & Research Tutorial 108.08.024 5/2-4/6			Introductory Accounting A Tutorial 108.08.016 8/2-7/6	
11:00 AM					
12:00 PM					
1:00 PM			Business Computing Apps Tutorial 108.03.017 7/2-20/6		Introductory Accounting A Tutorial 108.08.017 9/2-8/6
2:00 PM	Business Computing Apps Tutorial 108.03.016 5/2-18/6				
3:00 PM				Business Studies & Comm Tutorial 108.08.023 8/2-21/6	
4:00 PM			Business Studies & Comm Tutorial 108.08.023 7/2-20/6		
5:00 PM					